

Installation and adjusting settings on Firefox

The **CNRS Click & Read** extension was developed by the CNRS and scans all the Internet pages you visit to find document identifiers (DOI, PMID, etc.) and adds a link if the resource is available via Unpaywall, BibCnrs, ISTEEX or Panist.

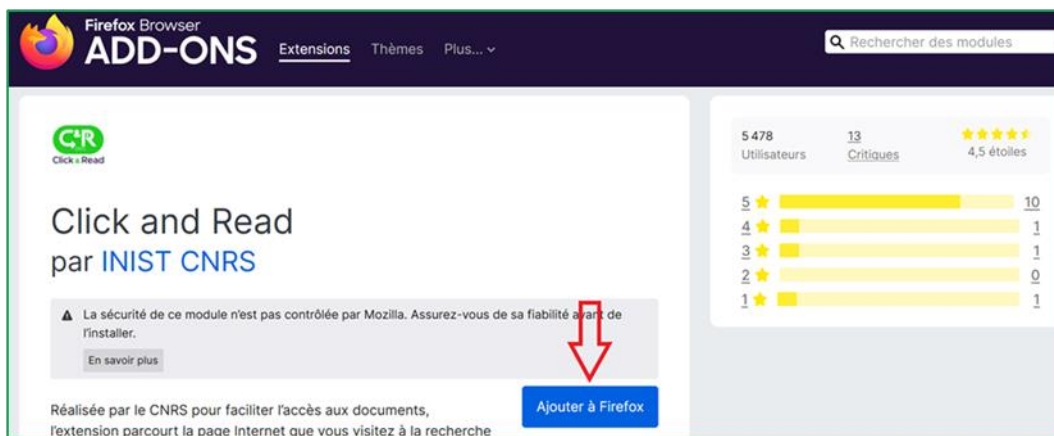
The 2.0 version of the Click & Read extension now integrates the sources of public scientific and technological institutions like the Inserm or the Pasteur Institute and many universities such as Claude Bernard Lyon 1, Orléans, Rennes 1, Limoges, Montpellier, etc.

1. Installing the Click & Read extension

- Click on: <https://clickandread.inist.fr/>

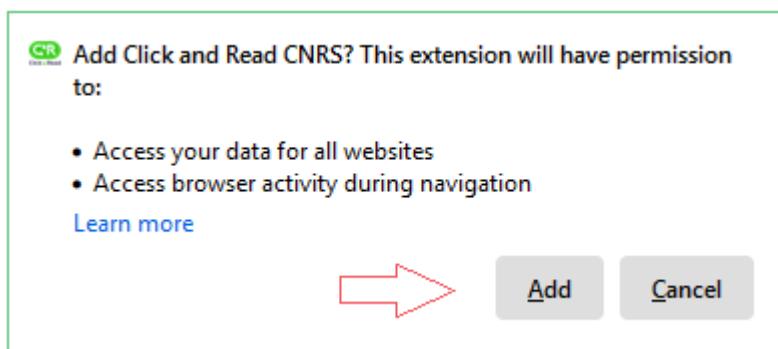
Ajouter l'extension à Chrome

- Then on the button
- The Chrome web store will open and then you should click on '**Ajouter à Chrome**' (**Add to Chrome**)

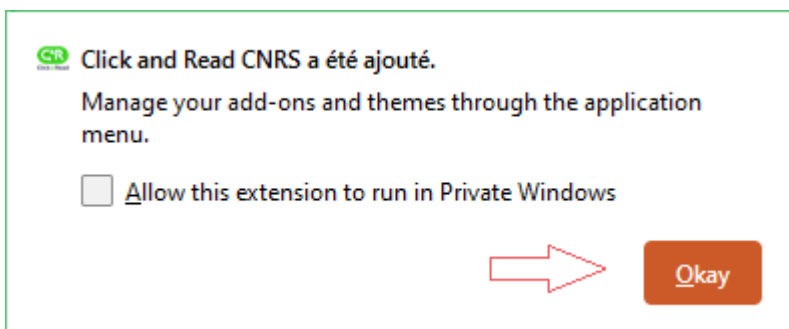



Don't worry about the automatic security message. To function correctly, the Click & Read extension must access and scan all pages. The Click & Read extension code is not malicious and only accesses resource credentials. It was verified at the time of publication for distribution through the various browser stores. Click & Read does not record any personal information.

- Give your permission by clicking on **“Add”**



A pop-up will open in the top right-hand corner and click on **Okay**



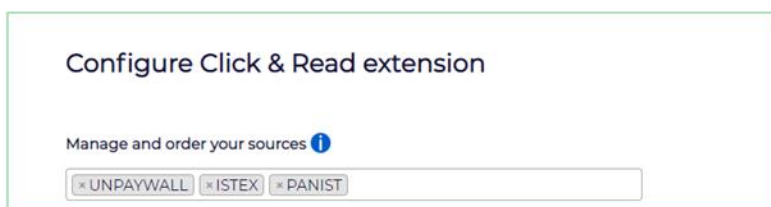
- To add your extension to your browser bar, click on  then on the pin icon.
- The Click & Read logo will appear on your browser bar.



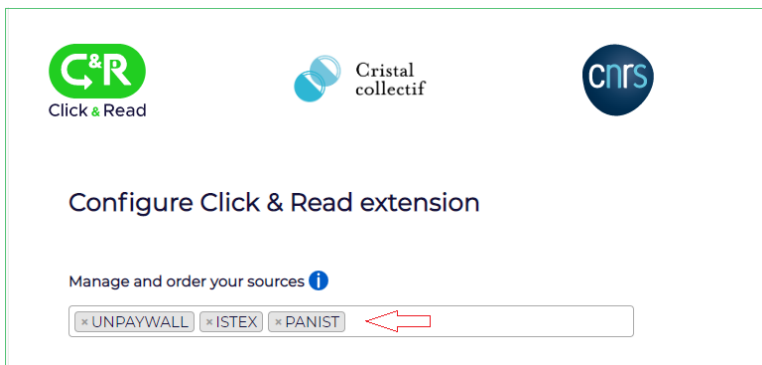
2. Adjusting the settings of the Click & Read extension

To access the level of service corresponding to your access rights, you must first set up the extension and indicate your rights before using the extension.

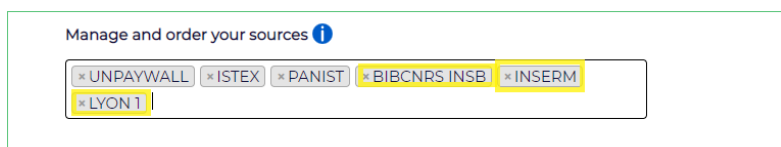
- **The default setting offers the following sources: UNPAYWALL (open source to promote open science), ISTEEX, PANIST**



- You should then **add the sources for which you hold the access rights** (the list of sources is in alphabetical order). To do this, place your cursor in the sources bar.



Let's take the example of a researcher in a joint research unit (UMR) entitled to use BibCnrs INSB resources, Lyon 1 University resources and Inserm resources. You should successively select the BIBCNRNS-INSB, LYON 1 and INSERM sources.

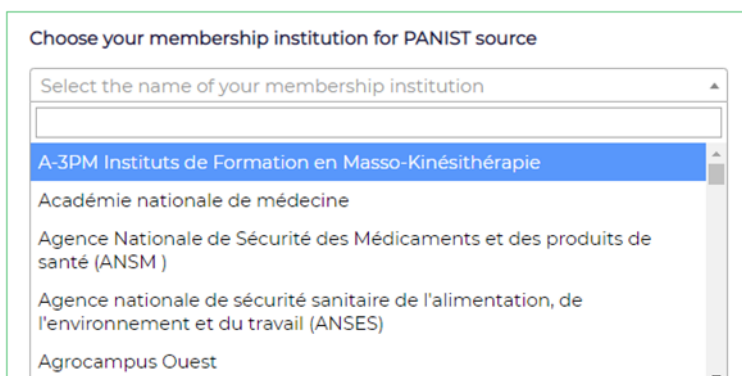


You can delete a source by clicking on the X to the right of its name.

- You can **'drag & drop' your sources to put them in your chosen order**


The order of the sources defines the order the document collections are searched in. If the first source responds, the access link is displayed. If not C&R moves on to scan the next source.

- For the PANIST source, please select your home institution from the drop-down menu. Please select 'Other' if your institution is not in the list,




- You can activate the C&R extension in Google Scholar by clicking **“Activate libraries in Google Scholar”**

Please note: there is a limit of 5 libraries in Google Scholar.




- To **save your C&R settings** please click on





Your settings are now taken into account.


The click on 

- The Click & Read settings have now been adjusted.

→ **There is no search interface.**

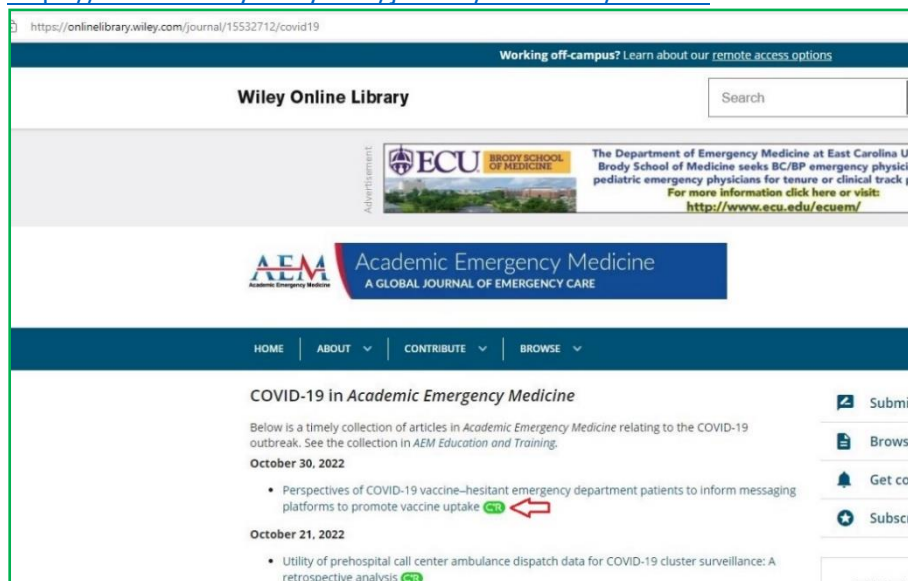
Click & Read is a complementary access mode to the BibCnrs portal or your usual search space.

When you browse on the Internet:


- whatever the site (Google, Google Scholar, publisher sites, Wikipedia, etc.)
- whatever your search query (article title, authors, DOI, etc.)
- the Click & Read extension scans the web page you are visiting for document identifiers alone and searches for these in the selected sources
- then it adds the Click & Read button when the full text is available
- You then just need to click on the  button for access to your document(s).

Let's take the example of a web search about Covid on the Wiley publisher's page.

<https://onlinelibrary.wiley.com/journal/15532712/covid19>



Click on the  logo to access the PDF of the article.

- If you have any questions, please don't hesitate to contact our team clickandread@inist.fr
- To follow all changes on Click & Read you can subscribe to  <https://twitter.com/ClickandRead>